

Тема “Food Around the World”

Мета:

Навчальна: систематизувати і узагальнити лексичний матеріал теми; закріпити граматичний матеріал: the 2-d Conditional; активізувати вживання лексики через різні види мовленнєвої діяльності: читання, аудіювання, говоріння і письмо;

Розвиваюча: розвивати комунікативні компетенції учнів, пам'ять, увагу, логічне мислення, вміння самостійно працювати через використання інтерактивних форм і методів роботи та створення учнівських проектів; ознайомити учнів з національними кухнями світу;

Виховна: виховувати культуру спілкування та дбайливе ставлення до їжі як до складової свого здоров'я;

Обладнання: комп'ютер, проектор, інтерактивна дошка, підручник, CD-програвач, роздатковий матеріал.

Тип уроку: узагальнення та систематизації знань.

Міжпредметні зв'язки: технологія приготування їжі, географія.

Хід уроку

I. Підготовка до сприйняття іншомовного мовлення

1. Привітання

T: Hello, my dear pupils and our guests. I am glad to see you. So let me start our lesson.

2. Повідомлення теми та мети уроку

T: Today we continue discussing different questions and facts about meals and food. We have already learnt some materials about English meals and today we'll speak about popular cuisines of the world and do some grammar exercises. So look at the blackboard where you can read the theme of our lesson “Food Around the World. The Second Conditionals”.

3. Мовна розминка

T: People can not live without food. But we should remember that **we eat to live, but we do not live to eat.**

So, tell me please:

What kinds of food do you know?

Why do people eat fast food or junk food?

Healthy or unhealthy?



Why do we eat junk food?



- lack of time
- loss of tradition
- lack of money



Why should people eat healthy food? What can you say about junk food?

Our choice is HEALTHY food

- BECAUSE
- it is rich in vitamins
- it is rich in minerals




CAUSE SIDE EFFECTS

- hamburgers
- crisps
- chocolate bars
- hot dogs
- pizzas

- high in calories
- lacking in nutrition
- high in saturated fat

- great risk of cancer
- gaining weight
- heart and liver diseases



So, what food do you prefer?

II. Основна частина уроку

1. Контроль домашнього завдання.

1) **Reading.** T: You know that almost every country has its own cuisine and what is more some popular dishes are associated with this or that national cuisine. Some pupils had to prepare short reports about famous national cuisines. Let's listen to them.


(Reports about cuisines.)

2) **Speaking.** T.: We have invited few students from abroad to tell us about their national dishes.

T: We have just learnt about some popular cuisines. What are their names? Food of what country would you like to try?


2. Актуалізація опорних знань учнів.

1) T: Look at the screen. Your task is to complete the sentences.



Pudding is a typical *English* dish.

Pizza is a typical *Italian* dish.



Pelmeni is a typical *Russian* dish.

Varenyky is a typical *Ukrainian* dish.



burrito

Burrito is a typical *Mexican* dish.



ratatouille

Ratatouille is a typical *French* dish.



sushi

Sushi is a typical *Japanese* dish.



baklava

Baklava is a typical *Turkish* dish.

T: That is great.

3. Watching Presentation

T.: And now let's watch video "TOP 10 National Dishes You Should Try".

As we understand from the video, every country has its best national dish. If you want to try it - the best way is to go to the restaurant which specializes in a particular cuisine.

4. Пред'явлення діалогу для аудіювання

1) T.: I think that all of you sometimes visit some restaurants or cafes, where you have a talk with the waiters while you order something to eat or drink. So let's listen to the dialogue "In the Restaurant", acted out by the pupils of our vocational high school.

T.: Dishes of what cuisine did the visitors order?

2) Now we will listen to one more dialogue. Be attentive, we'll do a task later.

a) Pre-listening activity

1. to pour – наливати
2. to take an order – взяти замовлення
3. medium rare – слабо просмажений
4. a jacket potato – картопля в мундирі
5. a T-bone steak – стейк на кісточці
6. Could I have the bill please? – Можна мені рахунок, будь ласка.
7. Is the service included? – Обслуговування включено?
8. to keep the change – залишити собі здачу

b) Listening

T.: Now, let's listen to the dialogue.

c) Post-listening activity

T.: Read the statement and say whether it is True (T) or False (F). If the sentence is false explain why.

1. The man came to the restaurant with his wife.
2. He ordered a bottle of red wine.
3. The visitor ordered a well done T-bone steak.
4. A T-bone steak is served with seasonal vegetables.
5. The man chose jacket potato to his steak.
6. For dessert the man had a fresh apple pie.
7. The man ordered a glass of water to drink.
8. The man decided not to charge his bill to the room.
9. The service was included into the bill.
10. The waitress kept the change.

5. Повторення та систематизація граматичного матеріалу

T: As I have said at the beginning of the lesson we have got some grammar exercises. It is the 2- d Conditional. Tell me, please, when do we use the 2-d Conditional? How do we form it?

And now let's do some exercises.

Complete the following sentences

- If I felt better today,

- If he exercised more often,

- If we had more money,

- I would be more patient with him if

- He would be happy if

- He would learn English faster if

Make up sentences

If /cake / be chocolate/ he / eat / it



- If / shoes/ fit / she / buy them





• If / he / lose weight / he / be a superhero



• If / it / be a steak / he / eat it

6. Writing

T.: Listen to the conversation, fill in the gaps and complete the recipe for Lasagna Bolognese.

Lasagna Bolognese

ingredients

t___o s___e

b___n

m___d m__t

m_____a

b_____l s___e

s__t

o___n

c___t

w__e

l_____a

p_____n

o_l

preparation

to p_____e

to c___r

to g___e

to r___e

to r___t

to l___e

to p__r

to a_d

to c__k

to s____d

to p_t

to g_t o_t

III. Заключение частина уроку

1. Домашнє завдання.

Your homework for the next lesson is to write about the restaurant you have been to. Describe the interior and the food you ate there.

What was the service like? Would you recommend your friend to visit this restaurant?

2. Підведення підсумків уроку.

You have been working hard today. I hope that you've learnt a lot about world cuisines. Thank you so much.